

Alto Saxophone

BandFolio

Band Method

Book 1

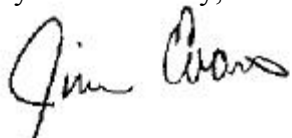
To the student:

Congratulations on your decision to join the band. I am sure that you will find it a rewarding and fun experience, and it may lead to a life-long love of playing music. If you listen carefully and follow the recommendations of your band director, you will be making beautiful music and having a lot of fun in a very short time.

The key to getting a good start in band is practice. Your band director will recommend how much time you should practice each day. In order to get the most out of your practice sessions you should:

- Warm up. your band director will recommend a procedure for preparing your body and your instrument to play.
- Set a goal for each practice session.
- Practice the hard sections first, and break them down into smaller parts. Then put the parts together.
- Play something fun at the end of each practice session.
- Practice every day.

By working together with your band director and your classmates, band will become the high point of your school day, and will lead to years of musical enjoyment.



Jim Evans

bandfolio.com

Music Education Resources

© 2000 Jim Evans
BandFolio.com

Alto Saxophone


Reference Page

The Musical Alphabet

A B C D E F, & G.

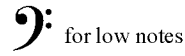
These letters repeat over and over as needed. As you go through the letters, the notes sound higher.

Staff




Five lines (and four spaces) on which music is written

Bass Clef



Treble Clef



Look up notes you don't know on the *Grand Staff*.

Pitches on the Grand Staff

Treble (G) Clef

Bass (F) Clef

* Notes that go above and below the staff are written on *ledger lines*.

Lines & Spaces

Many people have memorized the notes of the staff this way.

E very G ood B oy D oes F ine F A C E

G ood B oys D o F ine A lways A ll C ows E at G rass

Basic rhythm concepts

Meter Signature

$\frac{4}{4}$ 4 beats in a measure
 $\frac{4}{4}$ receives one beat

Quarter note

receives one beat in 4/4 meter signature

Quarter rest

receives one beat of silence in 4/4 meter signature

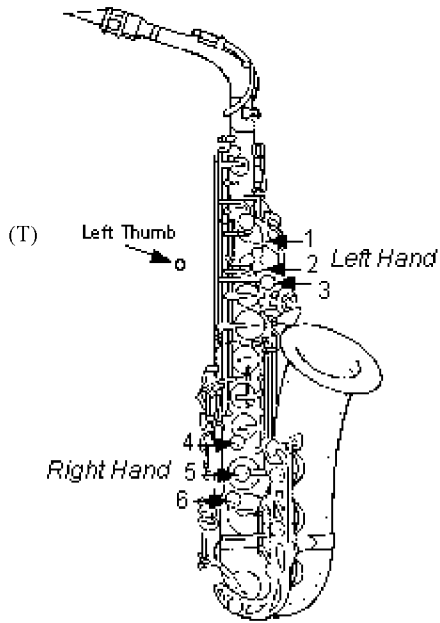
Measures & Barlines

barline barline

the music between barlines is called a measure

Basic Fingering Chart

Memorize all notes, fingerings, and staff positions on this page




F# Gb

1
2
3
-
5

<p>G</p> <p>1 2 3</p>	<p>A</p> <p>1 2</p>	<p>B</p> <p>1</p>	<p>C</p> <p>- 2</p>	<p>D</p> <p>T 1 2 3 4 5 6</p>
<p>E</p> <p>T 1 2 3 4 5</p>	<p>F</p> <p>T 1 2 3 4</p>	<p>F# Gb</p> <p>T 1 2 3 - 5</p>	<p>G</p> <p>T 1 2 3</p>	


Alto Saxophone

1. Our First Pitch




count: 1 & 2 & 3 & 4 & 1 & 2 & 3 & 4 & 1 & 2 & 3 & 4 & 1 & 2 & 3 & 4 &

2. Our Second Pitch




count: 1 & 2 & 3 & 4 & 1 & 2 & 3 & 4 & 1 & 2 & 3 & 4 & 1 & 2 & 3 & 4 &

3. Our Third Pitch




count: 1 & 2 & 3 & 4 & 1 & 2 & 3 & 4 & 1 & 2 & 3 & 4 & 1 & 2 & 3 & 4 &

4. Think Fast!




count: 1 & 2 & 3 & 4 & 1 & 2 & 3 & 4 & 1 & 2 & 3 & 4 & 1 & 2 & 3 & 4 &

5. Going Down



count: 1 & 2 & 3 & 4 & 1 & 2 & 3 & 4 & 1 & 2 & 3 & 4 & 1 & 2 & 3 & 4 &

6. Up & Down




count: 1 & 2 & 3 & 4 & 1 & 2 & 3 & 4 & 1 & 2 & 3 & 4 & 1 & 2 & 3 & 4 &

Alto Saxophone

7. Mary's Song *Write in the Counts*

Go to the next line!




count:




count:

8. Reading Music




count:

9. Skill Builder




count:

10. Stepping Out



count:


11. More Stepping Out




count:

Alto Saxophone


Half Note


 receives two beats in 4/4 meter signature


Half Rest

 receives two beats of silence in 4/4 meter signature

Accidentals

 flat (lowered)

 sharp (raised)


 natural (not sharp or flat)

Key Signature (B \flat Concert)
Your Key of G




Tells whether notes are *flat*, *sharp*, or *natural*.

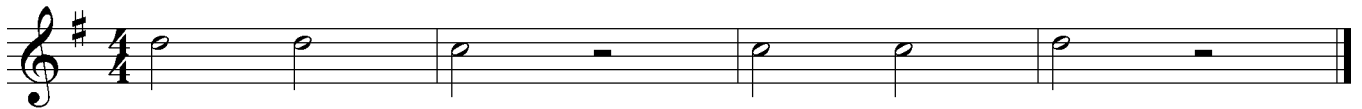
12. A New Note



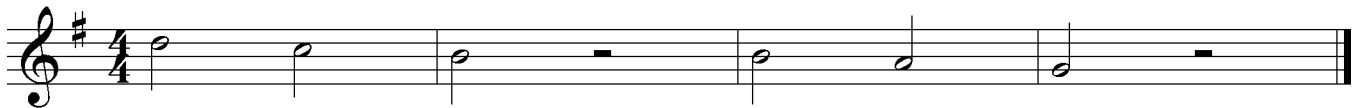
13. Another New Note



14. Go for Two!



15. Take Five




16. Mix and Match




Lines 16 & 17 may be played together.

17. Putting it Together




Alto Saxophone

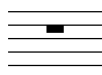
Common Time

 another way of writing the 4/4 meter signature


Whole Note

 receives four beats in 4/4 meter signature

Whole Rest

 receives four beats of silence in 4/4 meter signature

Repeat Sign

 Go back to the beginning and play the selection again

18. The Whole Thing

19. Whole & Half

Hint: A whole rest fills up a whole measure.

20. Play it Again, Sam!

21. Claire de Lune

22. Up & Down Again

23. Skipping Around

Rhythm Review

Draw a line from the musical symbol to its name.



whole rest

half rest

quarter rest

whole note

half note

quarter note

Alto Saxophone

24. Count It Out

Musical notation for exercise 24, 'Count It Out'. It consists of two staves of music in treble clef, key of D major (one sharp), and common time (C). The first staff contains four measures: a half note D4, a half note E4, a quarter rest, and a quarter note F4. The second staff contains four measures: a quarter note G4, a quarter note A4, a quarter note B4, and a half note C5.

25. Bar None! *Draw in the barlines before you play.*

Musical notation for exercise 25, 'Bar None!'. It consists of one staff of music in treble clef, key of D major (one sharp), and common time (C). The staff contains eight measures of music: a half note D4, a half note E4, a quarter note F4, a quarter note G4, a quarter note A4, a quarter note B4, a quarter rest, and a quarter note C5.

26. Note Review *Write in the names of the notes.*

Musical notation for exercise 26, 'Note Review'. It consists of one staff of music in treble clef, key of D major (one sharp), and common time (C). The staff contains five measures, each with a single whole note: D4, E4, F4, G4, and A4.

27. Ode to Joy

Ludwig van Beethoven

Musical notation for exercise 27, 'Ode to Joy'. It consists of two staves of music in treble clef, key of D major (one sharp), and common time (C). The first staff contains four measures: a half note D4, a half note E4, a quarter note F4, and a quarter note G4. The second staff contains four measures: a quarter note A4, a quarter note B4, a quarter note C5, and a half note D5.

New Note

Alto Saxophone

E

T 1
2
3
4
5

D.C. al Fine

Fine

Go back to the beginning and play to the *Fine* mark.

The end

28. A New Note

29. Take it Easy

30. Make it Count


31. Twinkle, Twinkle

Fine

D.C. al Fine

32. Aura Lee

Eighth Notes

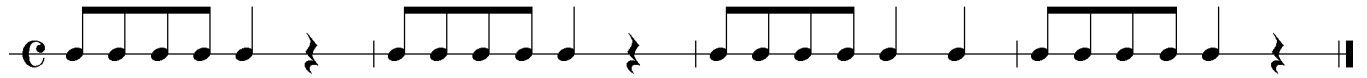
 Two eighth notes receive one beat in the 4/4 meter signature

Alto Saxophone

33. Rhythm Study

Clap

Write in the Counts



count:

34. Hot Cross Buns



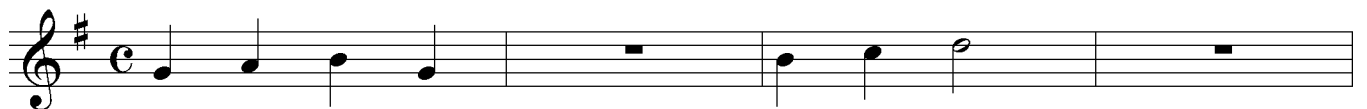
35. Farm Out!



36. Eighth Note Challenge



37. Asked & Answered



Special Holiday Concert Page

New Note

Alto Saxophone

F# Gb

1
2
3
-
5

Tie



Connects two notes of the same pitch into one sound.

Harmony

Two or more pitches sounding at the same time.

38. Jingle Bells

1 & 2 & 3 & 4 &

39. Jolly Old St. Nicholas

40. Up On the Housetop

Alto Saxophone

Meter Signature
 $\frac{3}{4}$ 3 beats in a measure
receives one beat

Dotted Half Note
receives three beats in $\frac{3}{4}$
or $\frac{4}{4}$ meter signature

41. Skip To My Lou

Two staves of music in treble clef with a key signature of one sharp (F#) and a common time signature (C). The melody consists of eighth and quarter notes, ending with a quarter rest in the final measure.

42. Long, Long Ago

One staff of music in treble clef with a key signature of one sharp (F#) and a common time signature (C). The melody consists of quarter and eighth notes, ending with a double bar line.

43. The Dotted Half Note

One staff of music in treble clef with a key signature of one sharp (F#) and a common time signature (C). The melody features dotted half notes and quarter notes. Below the staff, a rhythmic count is provided: 1 & 2 & 3 & 4 & 1 & 2 & 3 & 4 & 1 & 2 & 3 & 4 & 1 & 2 & 3 & 4 &

44. Oh, Dear, What Can the Matter Be?

Two staves of music in treble clef with a key signature of one sharp (F#) and a 3/4 time signature. The melody consists of dotted half notes and quarter notes, ending with a double bar line.

Alto Saxophone

New Note

F

T 1
2
3
4

Key Signature

Key of E \flat Concert
Your Key of C

Pick-up Notes

Notes that come before the first full measure of a piece.

First & Second Endings

1. 2.

Play to the repeat sign, then go back to the beginning. When you get to the first ending, skip over it, and go to the second ending.

45. A New Note

46. There's a Hole in the Bucket

Where's the third beat?

pick-up notes

47. The Man on the Flying Trapeze

pick-up note

48. Johnny Has Gone

49. When Jesus Wept


1 2

William Billings
adapted 3

4

New Note

Alto Saxophone



T 1
2
3

Fermata 

Hold notes under a fermata longer than usual, or until your director cuts you off.

Dynamics


p piano - soft

f forte - loud


Note

Dynamics are always at the director's discretion.


50. Chorale




51. A New Note




52. Christmas Greetings (A Four Part Round)



53. Red River Valley



54. Mexican Clapping Song



Alto Saxophone

Dynamics

mp moderately soft
mf moderately loud

Slur



Connects notes of different pitch. Tongue only the first note of a slur.

Meter Signature

$\frac{2}{4}$ two beats in a measure
♪ receives one beat

55. Lip Slurs



mf

56. Oranges, Lemons



mf

57. Roll Over



mp *mf*


58. Simple Gifts



p



59. Slur Study



f *mp*

Alto Saxophone

Articulation

How a note is played

Accent

Emphasize notes with an accent mark.

Legato

Smoothly
Use a soft attack, and hold note for full value.

Staccato

Short
Play in a *detached*, or separated style.

60. Articulation Study

61. Surprise!

Franz Josef Haydn
adapted

62. Bingo

63. Pictures At an Exhibition

Majestically

Modest Mussorgsky
adapted

New Note

Alto Saxophone

F# Gb

T 1
2
3
-
5

Tempo *how fast or slow a piece is played*

Allegro *Fast*

Moderato *Moderate*

Andante *Slow, walking speed*

Eighth Note & Eighth Rest

1 &

64. Rhythm Study

Moderato

mp

65. A New Note

Moderato

mf

66. March Madness

Allegro

f *mf*

67. Morning

Andante

Edvard Grieg

mp

68. A Mighty Fortress is Our God

Andante

f

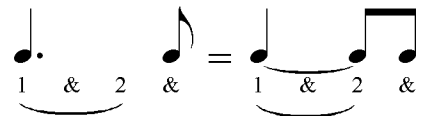
Alto Saxophone

Tempo

Dotted Quarter Note - Eighth Note

Largo

Very slow



69. B \flat Concert Scale

Moderato

70. Rhythm Study

71. Theme from Symphony No. 9

Largo

Antonin Dvorák

72. Kum Bah Yah

Andante




73. Finale (from The Firebird Suite)

Largo

Igor Stravinsky

Alto Saxophone

Meter Signature


Cut Time
 or  two beats in a measure
 receives one beat

Sixteenth Note Combinations



1 e & a 1 e & 1 & a

74. Rhythm Study Moderato



count: 1 & 2 & 3 e & a 4 & 1 & 2 e & 3 & 4 & 1 & a 2 & 3 e & 4 & 1 & 2 e & a 3 & 4 &


mf

75. Button, You Must Wander Allegro



mf

76. Bright Eyes Will Find You Andante



mf Compare this piece to number 75. How are they alike? How are they different?

77. Ten Little Indians Write in the Counts Moderato



mp

78. Name That Tune Write in the Counts Moderato



mf Compare this piece to number 77. How are they alike? How are they different?


79. Skip To My Lou Revisited Moderato



f

Alto Saxophone

Compound Meter




80. When the Saints Go Marching In

Allegro



81. Blow the Man Down

Allegro in one



82. For He's a Jolly Good Fellow

Allegro in one



83. Yankee Doodle

Allegro



Alto Saxophone

Syncopation

1 & 2 & or 1 & 2 &

When longer notes fall on weak or unexpected beats.

Dotted Eighth Note & Sixteenth Note

1 e & a

(or in cut time)
dotted quarternote & eighth note

1 e & a

84. Row, Row, Row Your Boat (a four-part round)

Moderato *in one*

1 2 3 4

mf

85. Simple Meter

1 2 3 4

f

Compare this piece to number 84. How are they alike? How are they different?

86. Do, Lord

f

87. Shoo, Fly


f

Alto Saxophone


84. London Bridge Moderato



85. Bridal Chorus Moderato



86. Can-Can Allegro



87. Scale Study

Start slowly, then speed the tempo as you improve.



Major Scales

Alto Saxophone

Make sure that you are playing the exact pitch that is shown. If the

note name does not contain a *sharp* (\sharp), or a *flat* (\flat), it is *natural* (\natural).


Scale **Arpeggio**
G A B C D E F \sharp G F \sharp E D C B A G G B F \sharp G D B G

B \flat Concert
Your Key of G



Scale **Arpeggio**
C D E F G A B C B A G F E D C C E B C G E C

E \flat Concert
Your Key of C



Scale **Arpeggio**
D E F \sharp G A B C \sharp D C \sharp B A G F \sharp E D D F \sharp C \sharp D A F \sharp D

F Concert
Your Key of D




Scale **Arpeggio**
A B C \sharp D E F \sharp G \sharp A G \sharp F \sharp E D C \sharp B A A C \sharp G \sharp A E C \sharp A

C Concert
Your Key of A



Scale **Arpeggio**
F G A B \flat C D E F E D C B \flat A G F F A E F C A F

A \flat Concert
Your Key of F



Rhythm Challenge

Go as far as you can without stopping, then work on problem rhythms.

1 2 3 4

Exercise 1: Four measures of quarter notes. Exercise 2: Quarter note, eighth rest, quarter note, quarter note, quarter note. Exercise 3: Quarter note, quarter note, quarter note, eighth rest, quarter note. Exercise 4: Quarter note, eighth rest, quarter note, quarter note.

5 6 7 8

Exercise 5: Quarter note, quarter note, eighth rest, quarter note. Exercise 6: Quarter note, eighth rest, eighth rest, quarter note. Exercise 7: Quarter note, quarter note, eighth rest, eighth rest. Exercise 8: Eighth rest, quarter note, eighth rest, quarter note.

9 10 11 12

Exercise 9: Half note. Exercise 10: Half note, quarter rest. Exercise 11: Quarter rest, half note. Exercise 12: Half note, quarter note, quarter note.

13 14 15 16

Exercise 13: Quarter note, quarter note, half note. Exercise 14: Quarter note, half note, quarter note. Exercise 15: Half note, quarter note, quarter note. Exercise 16: Eighth rest, half note, quarter note.

17 18 19 20

Exercise 17: Quarter note, quarter note, eighth note beamed eighth note, quarter note. Exercise 18: Quarter note, eighth note beamed eighth note, quarter note, quarter note. Exercise 19: Quarter note, eighth note beamed eighth note, quarter note, quarter note. Exercise 20: Eighth note beamed eighth note, eighth note beamed eighth note, eighth note beamed eighth note, quarter note, eighth rest.

21 22 23 24

Exercise 21: Quarter note, eighth note beamed eighth note, eighth note beamed eighth note, quarter note. Exercise 22: Quarter note, eighth note beamed eighth note, eighth rest, quarter note. Exercise 23: Eighth note beamed eighth note, quarter note, eighth note beamed eighth note, quarter note. Exercise 24: Eighth rest, eighth note beamed eighth note, eighth rest, quarter note.

25 26 27 28

Exercise 25: Quarter note, eighth note, quarter note, quarter note. Exercise 26: Quarter note, quarter note, quarter note, quarter note. Exercise 27: Quarter note, eighth note beamed eighth note, quarter note, quarter note. Exercise 28: Eighth note, quarter note, eighth note beamed eighth note, quarter note.

29 30 31 32

Exercise 29: Quarter note in 3/4 time. Exercise 30: Half note in 3/4 time. Exercise 31: Quarter note, half note in 3/4 time. Exercise 32: Quarter note, eighth note beamed eighth note, quarter note in 3/4 time.

Rhythm Challenge

33 34 35 36

Measures 33-36 in 3/4 time. Measure 33: quarter note, quarter note, quarter note. Measure 34: quarter note, quarter note, quarter note. Measure 35: quarter note, quarter note, quarter note. Measure 36: quarter note, quarter note, quarter note.

37 38 39 40

Measures 37-40 in common time. Measure 37: eighth note, eighth note, eighth note, eighth note, quarter note, quarter note, quarter note. Measure 38: quarter note, quarter note, eighth note, eighth note, quarter note, quarter note, quarter note. Measure 39: quarter note, quarter note, quarter note, quarter note, eighth note, eighth note, quarter note. Measure 40: eighth note, eighth note, eighth note, eighth note, quarter note, quarter note, quarter note.

41 42 43 44

Measures 41-44 in common time. Measure 41: eighth note, eighth note, eighth note, eighth note, quarter note, quarter note, quarter note. Measure 42: quarter note, quarter note, eighth note, eighth note, quarter note, quarter note, quarter note. Measure 43: quarter note, quarter note, quarter note, quarter note, eighth note, eighth note, quarter note. Measure 44: eighth note, eighth note, eighth note, eighth note, quarter note, quarter note, quarter note.

45 46 47 48

Measures 45-48 in common time. Measure 45: quarter note, quarter note, quarter note. Measure 46: quarter note, quarter note, quarter note. Measure 47: quarter note, quarter note, quarter note. Measure 48: quarter note, quarter note, quarter note.

49 50 51 52

Measures 49-52 in common time. Measure 49: quarter note, quarter note, quarter note. Measure 50: quarter note, quarter note, quarter note. Measure 51: quarter note, quarter note, quarter note. Measure 52: quarter note, quarter note, quarter note.

53 54 55 56

Measures 53-56 in 2/4 time. Measure 53: quarter note, quarter note, quarter note, quarter note. Measure 54: quarter note, quarter note, quarter note, quarter note. Measure 55: quarter note, quarter note, quarter note, quarter note. Measure 56: quarter note, quarter note, quarter note, quarter note.

57 58 59 60

Measures 57-60 in 2/4 time. Measure 57: quarter note, quarter note, quarter note, quarter note. Measure 58: quarter note, quarter note, quarter note, quarter note. Measure 59: quarter note, quarter note, quarter note, quarter note. Measure 60: quarter note, quarter note, quarter note, quarter note.

61 62 63 64

Measures 61-64 in 6/8 time. Measure 61: quarter note, quarter note, quarter note, quarter note, quarter note, quarter note. Measure 62: quarter note, quarter note, quarter note, quarter note, quarter note, quarter note. Measure 63: quarter note, quarter note, quarter note, quarter note, quarter note, quarter note. Measure 64: quarter note, quarter note, quarter note, quarter note, quarter note, quarter note.